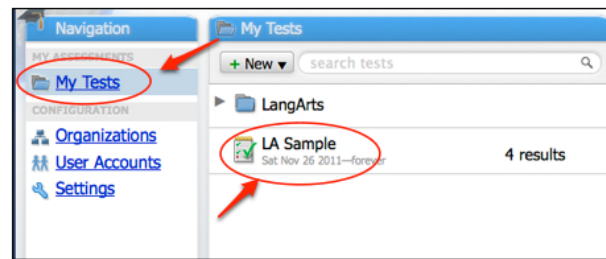


ACCESS REPORTS

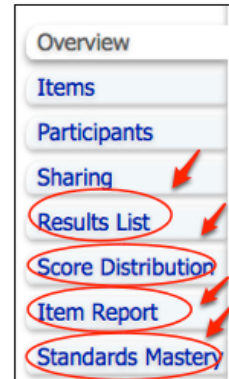
Sign into your UTIPS account.
Select **My Tests** in the Navigation pane.

Select the test for which you want to see the results.



In the test window that opens, results can be displayed as:

- **Results List**
- **Score Distribution**
- **Item Report**
- **Standards Mastery**



Results List

A list of student scores are show in the righthand pane.

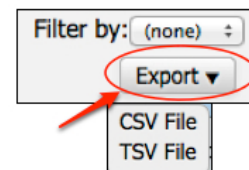
By clicking on the column headers, results can be rearranged by

- Name
- Score
- Unsourced
- When Taken
- Completed (time spent on test)

Optional: Select Export to export results into CSV or TSV format.

The screenshot shows the 'Edit: LA Sample' window with the 'Results List' tab selected. The table below shows student scores:

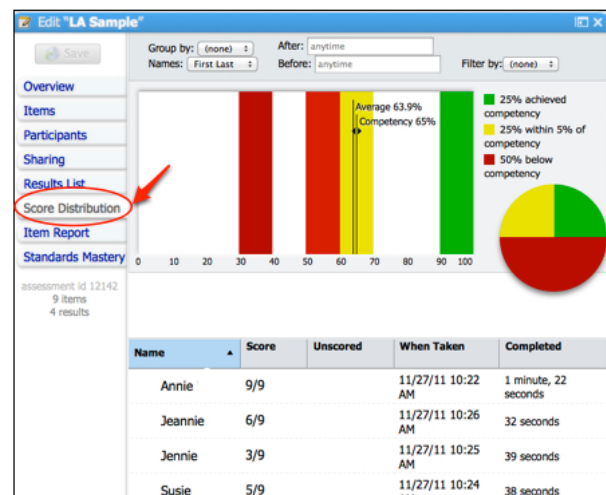
Name	Score	Unsourced	When Taken	Completed
Annie	9/9		11/27/11 10:22 AM	1 minute, 22 seconds
Jeannie	6/9		11/27/11 10:26 AM	32 seconds
Jennie	3/9		11/27/11 10:25 AM	39 seconds
Susie	5/9		11/27/11 10:24 AM	38 seconds



Score Distribution

Results may be rearranged and viewed by clicking on:

- Column headers
- Pie chart
- Vertical score bars
- Color-coded competency percentages



ACCESS REPORTS

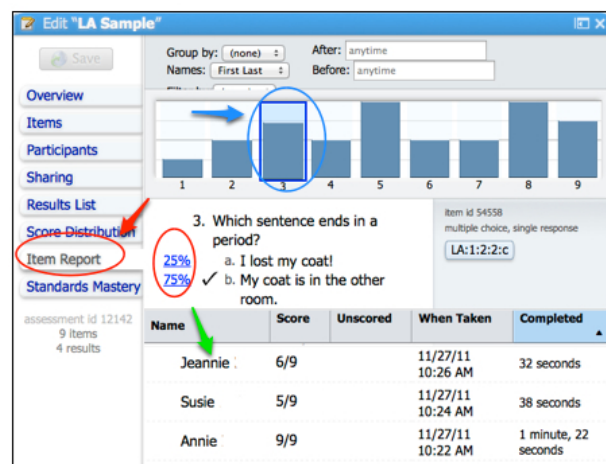
Item Report

Results may be viewed by clicking on each item vertical bar (blue arrow).

In this example, item 3 is selected (highlighted). The correct option (b) is indicated by the check mark (✓).

- 25% of students chose option a
- 75% of students chose option b

By clicking on 75% (green arrow) you may view the students who chose option b. In this example, Jeannie, Susie and Annie answered correctly.



By clicking on a student, you will see their Result Detail in a separate window.

In this example, Susie is selected. Susie scored 5/9 on this test.

Name	Score	Unscored	When Taken
Jeannie	6/9		11/27/11 10:26 AM
Susie	5/9		11/27/11 10:24 AM
Annie	9/9		11/27/11 10:22 AM

Susie chose the incorrect responses (shown by score of 0) on Items 1, 5, 6, and 8.

She chose the correct response (shown by score of 1) on Items 2, 3, 4, 7 and 9.

Question	Response	Possible	Score
1 Look at the picture of the bike . Which word has the same yowel ?	a	1	0
2	c	1	1
3 Look at the picture .	a	1	1
4 Read the sentence in the box.	have not	1	1
5 Read this sentence.	b	1	0
6 Which of these choices shows just one word?	a	1	0
7 Which sentence ends in a period?	b	1	1
8	d	1	0
9 Read the sentence in the box.	a	1	1

To view an individual question, click on the arrow to the left of the item number.

You may view the

- Question
- Response
- Points Possible
- Score

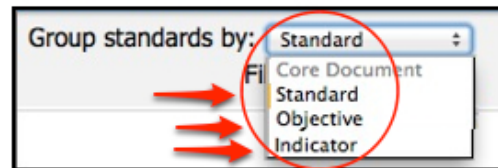
Question	Response	Possible	Score
1 Look at the picture of the bike . Which word has the same yowel ?	a	1	0
2	c	1	1
3 Look at the picture .	a	1	1
4 Read the sentence in the box.	have not	1	1
5 Read this sentence.	b	1	0
6 Which of these choices shows just one word?	a	1	0
7 Which sentence ends in a period?	b	1	1
8	d	1	0
Book Titles All about Dogs How Cars Work My Talking Bus Facts about Cows Teacher reads: Which of the books is MOST LIKELY to be a fiction book?			
9 Read the sentence in the box.	a	1	1

ACCESS REPORTS

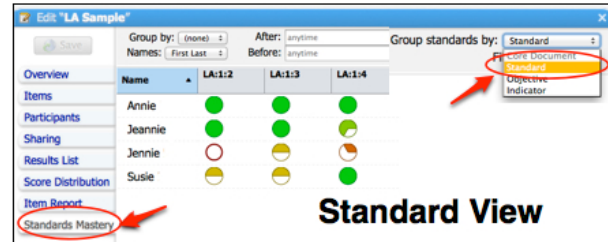
Standards Mastery

You may view results grouped by

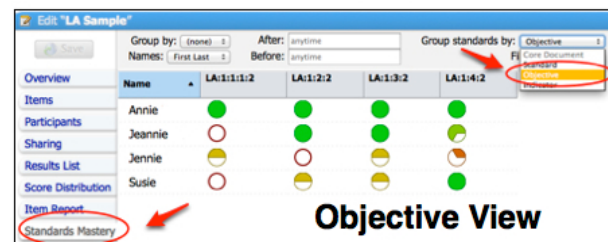
- Standard
- Objective
- Indicator



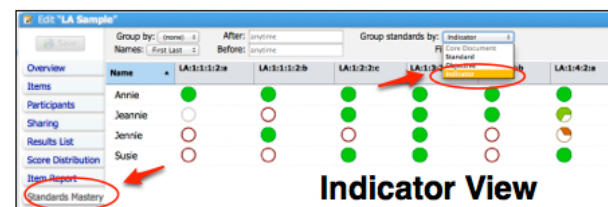
Standard View



Objective View



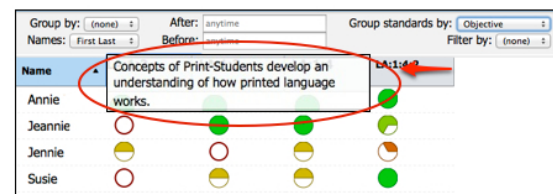
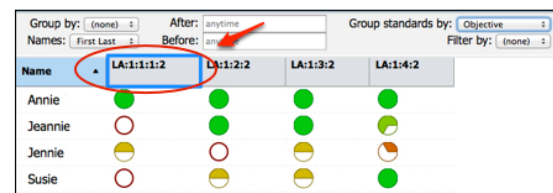
Indicator View



You may view the specifics of a Standard, Objective or Indicator by mousing over them.

In this example, we will mouse over the Indicator **LA:1:1:1:2**

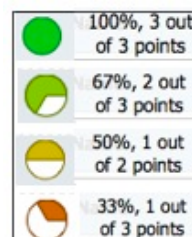
The Indicator will become visible.



Student response results are color-coded for easy reading.

- Green = all responses correct
- White = all responses incorrect
- More than one color in pie chart = some correct responses, some incorrect responses

Pie charts options for this example



ACCESS REPORTS